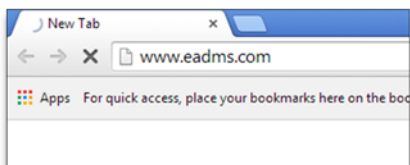


Guide to looking at reports of assessments you have given. (simple)

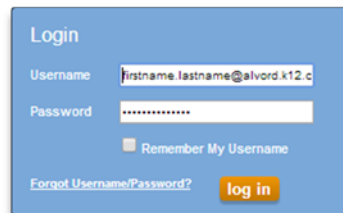
1. You can do this from any computer. Make sure to use Google Chrome.



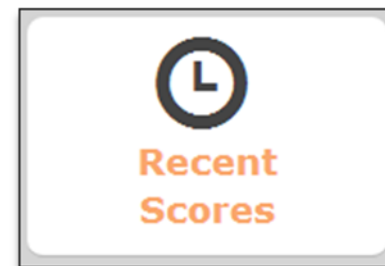
2. Using Google Chrome, go to the website www.EADMS.com.



3. Log in using your Alvord login information.



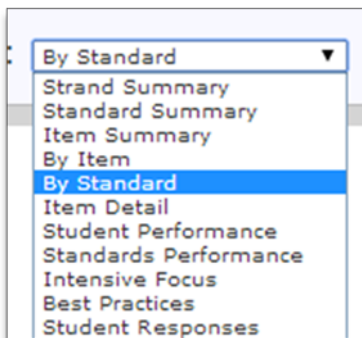
4. At the EADMS homepage you have several choices. Let's start with Recent Scores. Click Recent Scores.



5. Find the test you want to view. Click it.

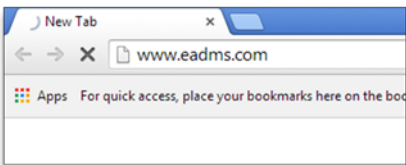
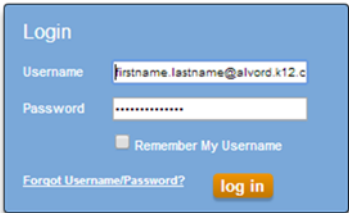
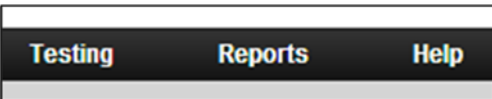
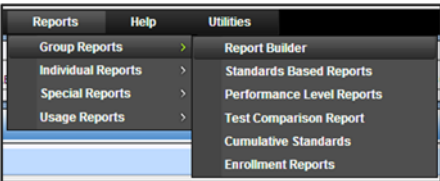
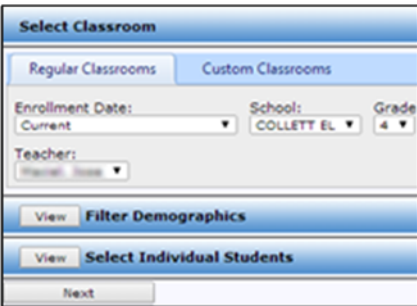
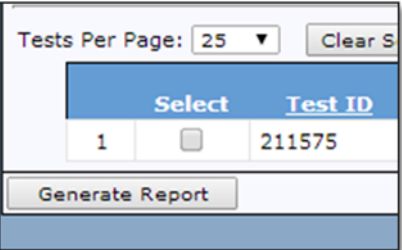

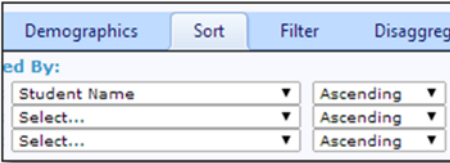
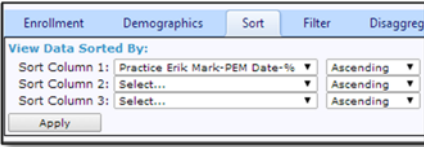
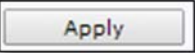



6. Below are all the ways to look at the assessment. Explore all options until you find one that works for you.



As you look at the results of recent assessments remember the purpose. The purpose of good assessments are to inform instruction. Be sure to check out student performance so we know which students need help.

Guide to looking at reports of assessments you have given. (advanced)

<p>1. Make sure to use Google Chrome. Log into EADMS.</p>  	<p>2. Using the toolbar at the top place your mouse on top of Reports.</p> 	<p>3. Place your mouse over Group Reports and then Click Report Builder.</p> 	<p>4. Check the teacher information and click next.</p> 
<p>5. Click the box next to the assessment. Click Generate Report.</p> 	<p>6. Next to Quick Options is Show Advanced. Click Show Advanced.</p> 	<p>7. Next we have all sorts of options. The most useful might be Sort. Click Sort.</p> 	<p>8. We set the Sort for Column 1 to the % (percent). You can choose Ascending or Descending.</p> 
<p>9. Click Apply. Now your students will be listed in Ascending or Descending order.</p> 	<p>10. When you have the report looking great you can create a PDF or Excel File. Towards the top of the screen click the one you want.</p> 	<p>The reason to look at reports is to see how your individual students are doing. You can use this information to inform how much time you will spend on instruction and what needs to be taught. This information is also useful for letting you know which students need intervention or acceleration.</p>	