


## eBooks @ The Library!

Available all year long!

Go to [www.gofollett.com](http://www.gofollett.com) .  
Select California (CA) for the Location and then start typing your school's name in the Schools box. After selecting your school, click the  button.



The Login button is in the top right corner.

Your username is your **lunch number**.

Your password is your **First name**.

Scroll down to the eBooks section. eBooks can be identified by these two symbols:



Click on any book you want to look at. To open it, click on the  button and start reading. If you want to check the book out, click on the  button.

**\*\*\*If you have trouble logging in, please let the Library personnel know.**

## eBooks @ The Library!

Available all year long!

Go to [www.gofollett.com](http://www.gofollett.com) .  
Select California (CA) for the Location and then start typing your school's name in the Schools box. After selecting your school, click the  button.



The Login button is in the top right corner.

Your username is your **lunch number**.

Your password is your **First name**.

Scroll down to the eBooks section. eBooks can be identified by these two symbols:



Click on any book you want to look at. To open it, click on the  button and start reading. If you want to check the book out, click on the  button.

**\*\*\*If you have trouble logging in, please let the Library personnel know.**

## eBooks @ The Library!

Available all year long!

Go to [www.gofollett.com](http://www.gofollett.com) .  
Select California (CA) for the Location and then start typing your school's name in the Schools box. After selecting your school, click the  button.



The Login button is in the top right corner.

Your username is your **lunch number**.

Your password is your **First name**.

Scroll down to the eBooks section. eBooks can be identified by these two symbols:




Click on any book you want to look at. To open it, click on the  button and start reading. If you want to check the book out, click on the  button.

**\*\*\*If you have trouble logging in, please let the Library personnel know.**

## eBooks @ The Library!

Available all year long!

Go to [www.gofollett.com](http://www.gofollett.com) .  
Select California (CA) for the Location and then start typing your school's name in the Schools box. After selecting your school, click the  button.



The Login button is in the top right corner.

Your username is your **lunch number**.

Your password is your **First name**.

Scroll down to the eBooks section. eBooks can be identified by these two symbols:



Click on any book you want to look at. To open it, click on the  button and start reading. If you want to check the book out, click on the  button.

**\*\*\*If you have trouble logging in, please let the Library personnel know.**